

LOS ANGELES POLICE DEPARTMENT

1 9 5 0

A N N U A L R E P O R T

Arrest and enforcement

The accomplishments of a police department in its suppression of crime and apprehension of offenders are frequently measured in terms of numbers of arrests. This, however, merely indicates the volume or quantity of police activity but not the quality of apprehension and enforcement. Cases or reported crimes which have been cleared, and complaints filed on persons arrested, will better indicate a good or poor job of law enforcement in any municipality. It frequently occurs that one arrest will clear fifteen or twenty cases or reported crimes. An epidemic of burglaries or robberies may prove to be the collective operations of one or two offenders rather than the activities of many separate individuals working independently. In this respect, the objective of apprehension should be directed toward those responsible for crime. Numbers of arrests alone will not show that this objective is being accomplished.

However, in such crimes as vice and narcotics offenses, the number of arrests is almost the sole measure of criminal activity and police effectiveness, because all parties involved are offenders.

One of the most aggravating and difficult problems facing the police is that of vice enforcement. Vice could not exist were it not for the participation of the citizenry. Unfortunately, however, people tend to minimize the implication of a few dollars lost in a gambling establishment and seldom perceive the relationship of their participation to the over-all vice problem. They fail to realize, for example, that the street corner "bookie" could not operate profitably without the vast organization which controls wire services to bookmakers throughout the nation. Bookmakers do not exist without "racket" affiliations.

Vice is a big business. In fact, it is one of the biggest in the nation today. Some estimates indicate a

REPORTED CRIMES, CASES CLEARED, AND COMPLAINTS FILED

YEAR 1950

Offenses	Crimes Reported	*Cases Cleared	% of Cases Cleared	Complaints Filed
Murder	65	58	89.2	41
Rape	578	399	69.0	161
Robbery	2280	992	43.5	545
Assault	2642	2064	78.1	502
Burglary	10610	2653	25.0	774
Grand Theft	4373	968	22.1	474
Petty Theft	25957	3263	12.6	1980
Auto Theft	4543	783	17.2	290
Forgery and Fictitious Checks.....	6894	4166	60.4	821
Total	57942	15346	26.5	5588

*Cases cleared by both arrest and exceptional clearances; excludes automobiles recovered, 4,306; bicycles recovered, 1,677.

1950 VICE ARRESTS AND COMPLAINTS COMPARED TO A TEN YEAR AVERAGE

Nature of Offense	Adult Arrests 1950	10-Year Average	Percent Change	Complaints Filed 1950	10-Year Average	Percent Change
Prostitution and Commercialized Vice..	2460	2980	-17.4	1959	2808	-30.2
Liquor	444	303	+46.5	410	395	+ 3.8
*Sex Perversion	2385	1290	+84.9	2225	1193	+86.5
**Other Sex Offenses	45	50	-10.0	44	37	+18.9
Bookmaking	995	1035	- 3.9	637	505	+26.1
Other Gambling	4212	6252	-32.6	4158	7196	-42.2
TOTAL	10541	11910	-11.5	9433	12134	-22.3

*Crime against Nature; Sex Perversion; Sodomy; Vag Lewd or Dissolute.

**Failure to Register after Conviction of Sex Crime; Indecent Writings; Lewd and Obscene Plays; Obscene Dancing; Register Ordinance; Using Vehicle for Immoral Purposes.

It makes sense that "Failure to Register after Conviction of Sex Crime" is a sex offense, but then presumably "Register Ordinance" is failure to register for a non-sex crime, so why is it also listed as a sex offense?

"take" of twenty billion dollars every year, by organized crime. This is a sum roughly half of the Federal budget and averages about \$130 for every man, woman and child in the nation.

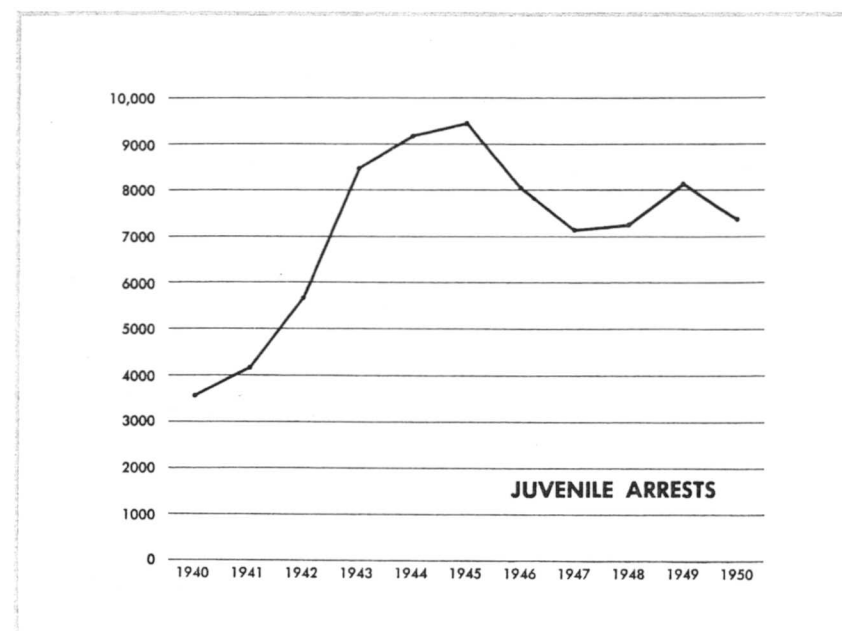
The Los Angeles Police Department has vigorously enforced laws regulating vice activity. Such enforcement is not limited to a group of specialists in the department but, as has been clearly stated by the

Chief, is the responsibility of every member of this law enforcement agency. There is, however, a supplement to the over-all effort in the form of several highly specialized details which devote their entire time to vice enforcement. For example, each patrol division has a detail for this work and another division has city-wide jurisdiction, operating as a "control" force directly under the Bureau of Administration.

VICE ENFORCEMENT BY GEOGRAPHIC POLICE DIVISION

JANUARY 1 TO DECEMBER 31, 1950

DIVISION	Prostitution		Liquor		Sex Perversion		Other Sex Offenses		Bookmaking		Other Gambling		Total	
	Arrests	Per Cent	Arrests	Per Cent	Arrests	Per Cent	Arrests	Per Cent	Arrests	Per Cent	Arrests	Per Cent	Arrests	Per Cent
Central	1572	63.9	121	27.3	1243	52.1	20	44.4	276	27.7	662	15.7	3894	36.9
University	132	5.4	27	6.1	143	6.0	1	2.2	159	16.0	812	19.3	1274	12.1
Hollenbeck	10	.4	41	9.2	61	2.6	32	3.2	83	2.0	227	2.2
Harbor	146	5.9	26	5.8	27	1.1	3	6.7	28	2.8	101	2.4	331	3.1
Hollywood	98	4.0	35	7.9	406	17.0	5	11.1	81	8.2	37	.9	662	6.3
Wilshire	51	2.1	27	6.1	176	7.4	6	13.3	106	10.7	45	1.0	411	3.9
West Los Angeles.....	4	.2	19	4.3	33	1.4	18	1.8	11	.3	85	.8
Valley	16	.7	29	6.5	86	3.6	4	8.9	27	2.7	88	2.1	250	2.4
Highland Park	35	1.4	21	4.7	100	4.2	1	2.2	40	4.0	38	.9	235	2.2
77th Street	65	2.6	49	11.0	32	1.3	2	4.5	96	9.6	458	10.9	702	6.6
Newton Street	316	12.8	39	8.8	49	2.1	3	6.7	117	11.8	1876	44.5	2400	22.8
Venice	15	.6	10	2.3	29	1.2	15	1.5	1	0	70	.7
Total	2460	100.0	444	100.0	2385	100.0	45	100.0	995	100.0	4212	100.0	10541	100.0



- Los Angeles City is characterized by the number of single-family residences within its boundaries. It is a city of home lovers as well as home owners. In this light the activities of juveniles must be of great interest to the individual parents of the community as well as to the police. Children of school age in this community now constitute one of the biggest school enrollments of the nation — 400,000 children attending Los Angeles City schools.
- Of this great number some will require police attention. In order that any contact with police may be beneficial to the child, the Los Angeles Police Department provides a corps of specially trained male and female officers to deal with juvenile problems.
- Beginning in 1940 juvenile arrests, starting from a round figure of 3,600 in 1945, reached a figure of 9,200. We could speculate on the causes of this increased delinquency by reason of parents both being employed in war work, resulting in improper supervision, the moral letdown which accompanies war etc. However, since 1945 the amount of juvenile delinquency as evidenced by arrests has dropped fairly regularly to a point of some 7,300 in 1950.

JUVENILE ARRESTS BY DIVISION OF OCCURRENCE AND DIVISION OF RESIDENCE

ALL CHARGES MALE6150 FEMALE1225 TOTAL7375	DIVISION OF OCCURRENCE													TOTAL
	CENTRAL	UNIVERSITY	HOLLENBECK	HARBOR	HOLLYWOOD	WILSHIRE	WEST LOS ANGELES	VALLEY	HIGHLAND PARK	77th STREET	NEWTON ST.	VENICE	OUTSIDE L. A.—IN CALIF.	
DIVISION OF RESIDENCE														
Central	602	39	14	1	47	14		6	26	5	16	1	23	794
University	43	475	5	1	6	53		7	5	32	15	3	18	663
Hollenbeck	28	2	312		1	2	1	2	29	1	13		12	403
Harbor	2	1	1	430	1			3	1	1			9	449
Hollywood	9	2			195	16	1	3	1				6	233
Wilshire	16	33			18	252	4	7		3		4	9	346
West Los Angeles.....						17	155					9	3	184
Valley	10	1			20	3	6	721	3				18	782
Highland Park	29	4	14		1			10	410	2	2	4	12	488
77th Street	35	31		10	7	9	1	5	2	531	12	5	30	678
Newton St.	36	54	3	3		4		1	7	13	311	3	8	443
Venice						5	3	5				103	5	121
Outside L. A.—In Calif....	326	81	72	61	86	49	51	100	65	125	41	30	203	1290
Non-Resident	313	16	11	5	30	15	2	9	26	7	9	4	54	501
Total	1449	739	432	511	412	439	224	879	575	720	419	166	410	7375

I DETECTIVE BUREAU Investigation

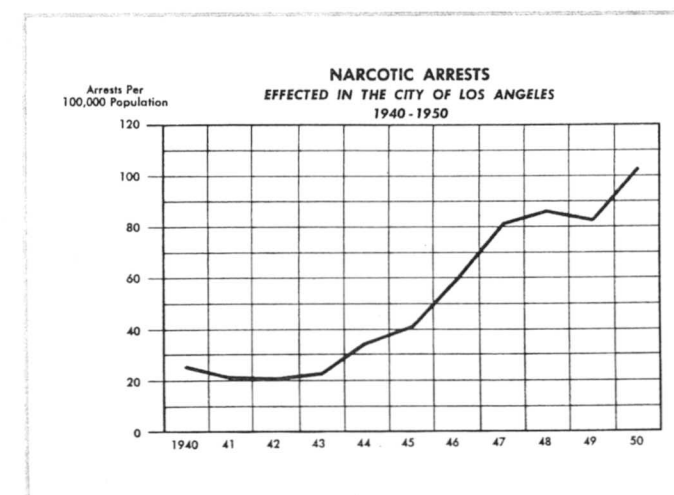

The responsibility for the investigation of all crimes except those concerned with vice, traffic, juveniles and arson, lies with the Detective Bureau. Approximately 600 investigators of various ranks are assigned to accomplish this task.

The organization of the Bureau is complex due to the factors of the large area involved and the desirability of specialization. It would not be feasible to investigate all crimes from one central headquarters, therefore, detectives are assigned to each geographical division. The specialized divisions at central headquarters (see chart on page 18) investigate all crimes in Central Division, as well as coordinate and assist the geographical divisions when necessary.

There were 50,470 crimes reported to the police requiring investigation during 1950. Approximately 17,000 were cleared by arrests during the year, requiring 49,186 man hours of court time. One hundred fourteen extraditions were completed and 22,674 man hours were devoted to "stake-outs" in effecting arrests.

One of the most important divisions within the Bureau is the Scientific Investigation Division, which is responsible for the processing of all physical evidence, fingerprints, ballistics, handwriting examinations, and photography. The division is equipped with all the latest types of equipment necessary to perform its important functions. Some idea of the volume of work performed during 1950 may be gained from the following figures:

Over 29,000 prisoners were photographed; 2,200



ADULT NARCOTIC ARRESTS AND DISPOSITIONS 1940 TO 1950

Year	Number of Arrests	Complaints Filed		Arrests per 100,000 Population
		Number	% of Arrests	
1940	382	192	50.3	25.5
1941	326	192	58.9	20.8
1942	332	278	83.7	20.5
1943	377	165	43.8	22.6
1944	586	291	49.7	34.5
1945	720	368	51.1	40.9
1946	1081	581	53.7	59.4
1947	1517	663	43.7	80.7
1948	1661	823	49.5	86.5
1949	1616	817	50.6	82.9
1950	2021	1074	53.1	102.6

